
Activ

Bases / Desks / Desktop Converter





ACTIV Height Adjustable Workstations

ACTIV DT Riser

Statement of Line.....6

Specifications8

Finishes.....9

Features10

ACTIV Pro – 2 stage

Statement of Line.....15

Specifications16

Finishes.....18

ACTIV Pro – 3 stage

Statement of Line.....15

Specifications17

Finishes.....18

ACTIV Pro3

Statement of Line.....21

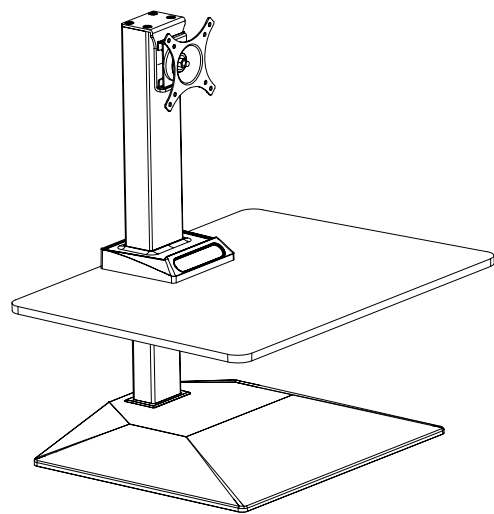
Specifications22

Finishes.....23

DT Riser

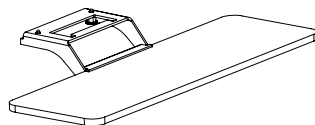


Statement of Line

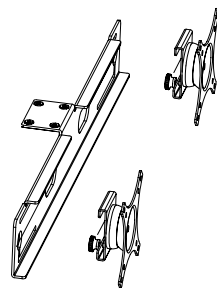


ACTIV DT Riser

Optional



Keyboard Tray Attachment



Dual Monitor Mount



Specifications

Handset	Push button digital handset with 2 memory presets
Safety	Anti-collision technology
Unit Weight	34 lbs
Base Dimensions	19”W x 15.75”D
Primary Worksurface	25.2"w x 18.1"d
Keyboard Surface	25.2"w x 7.9"d
Lifting Range	17.3"
Lifting Column Height Range	18.2” - 35.5” (above desktop)
Lifting Column Capacity	175 lbs
Primary Worksurface Height Range	3.3" - 20.6" (above desktop)
Primary Worksurface Weight Capacity	55 lbs (excludes monitor)
Keyboard Surface Weight Capacity	13.5 lbs
Keyboard Tray Weight	3 lbs
Dual Monitor Mount Weight	2 lbs
Speed	1.2in/s
Active Consumption	200W
Standby Consumption	.1W
Decibel Rating	46db
Monitor Mount Weight Capacity	20 lbs
Maximum Monitor Width	44" (single mount), 24" (dual mount)
VESA Mount	75mm & 100mm
Gauge of Steel	Inner tube: 2mm / Middle/Outer tube 1.5mm
USB	5V;2A

Installation Time

15 minutes

Warranty

10 years, including parts.

Care & Maintenance Instructions

Wipe with a damp cloth using water or gentle, unabrasive cleaner. For guaranteed safety, patch test with diluted cleaner before wiping entire surface. Wipe dry with a clean cloth.

Certifications

UL 962
Indoor Advantage Gold™

Finishes

Worksurface / Column / Base / Power Cord

White

Black

Faceplate

Reflective Platinum

Column

White

Black

Faceplate

Reflective Platinum

Worksurfaces

White with Light Grey edge band

Black with Black edge band

Base

White

Black

8 ACTIV

amqsolutions.com/ACTIV 9

Features



Compact footprint easily adds height adjustability to any workstation



Push button digital handset with 2 memory presets



Anti-Collision Technology



Optional snap-in keyboard attachment



Single or Dual monitor mounts



Two built-in USB chargers



ACTIV Desks

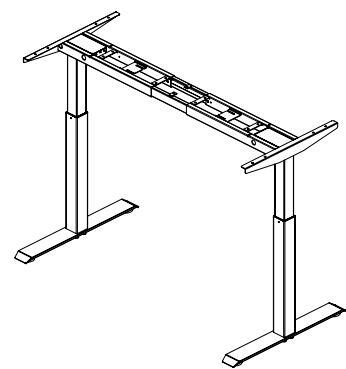


ACTIV 3 Stage desk with T-legs in White with Acacia worksurface

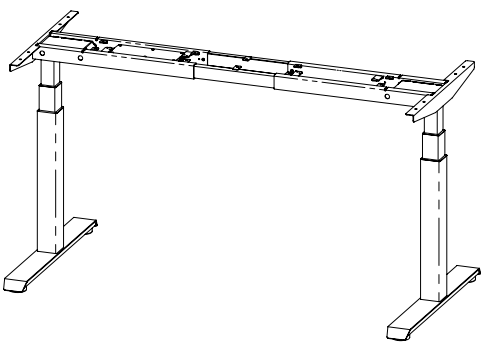
ACTIV Pro



Statement of Line

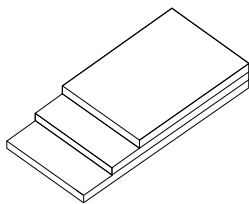


ACTIV-Pro 2 Stage
dual motor, legs in T or C foot style



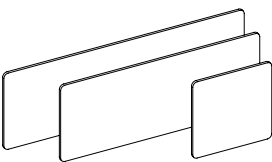
ACTIV-Pro 3 Stage
dual motor, legs in T or C foot style

Worksurfaces

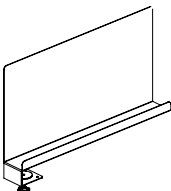


Linear

Privacy Screens

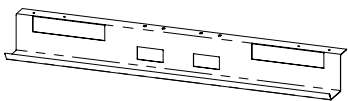


3F Screens

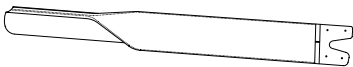


Side Screen

Accessories



Wire Tray



Soft Cable Management

Specifications

ActivPro/2-Stage Legs

Handset	Push button with 4 programmable settings
Safety	Anti-collision
Foot Length in Inches	22" and 28" for 24" and 30" deep worksurfaces
Legs	2 stage, available with T or C Leg
Leg Diameter	2.75" x 2.75"
Height Range (excluding top)	27" - 46.7"
Height Range (including top)	28" - 47.7"
Frame Width Expansion	width extendable 48"-72" in 1mm increments
Worksurface Widths	46", 48", 52", 54", 58", 60", 64", 66", 70" and 72"
Worksurface Depths	24" and 30"
Max Lifting Capacity	225 lbs
Base Weight Without Top	66 lbs
Gauge of Steel	2mm for inner tube and 1.5mm for outer tube
Speed	33mm/s
Standby Consumption	.2W
Active Consumption	Max 400W and Max 5A
Decibel Rating	50db≤
Total Stroke	500 mm
Power Cord	9' cord length with standard NEMA 3 prong plug
Finishes	Platinum, White, Black and Merle
UL	UL962

Specifications

ActivPro/3-Stage Legs

Handset	Push button with 4 programmable settings
Safety	Anti-collision
Foot Length in Inches	22" and 28" available for 24" and 30" deep worksurfaces
Legs	3 stage, available with T or C Leg
Leg Diameter	2.75" x 2.75"
Height Range (excluding top)	23.5" - 49"
Height Range (including top)	24.5" - 50"
Frame Width Expansion	width extendable 48"-72" in 1mm increments
Worksurface Widths	46", 48", 52", 54", 58", 60", 64", 66", 70" and 72"
Worksurface Depths	24" and 30"
Max Lifting Capacity	250 lbs
Base Weight Without Top	72 lbs
Gauge of Steel	2mm
Speed	38mm/s
Standby Consumption	.2W
Active Consumption	Max 400W and Max 5A
Decibel Rating	50db≤
Total Stroke	650 mm
Power Cord	9' cord length with standard NEMA 3 prong plug
Finishes	Platinum, White, Black and Merle
UL	UL962

Finishes



- Worksurface**
Milk White
Maple
Teak
Walnut
Arctic White
Seagull
Ash Wenge
Clay Wenge
Acacia
Graphite
Walnut
- Frame**
Platinum
White
Black
Merle

Worksurfaces				
W2.1 Milk White	W2.2 Maple	W2.3 Teak	W2.4 Walnut	W2.5 Arctic White
W2.6 Seagull	W2.7 Ash Wenge	W2.8 Clay Wenge	W2.9 Acacia	W2.10 Graphite Walnut

Frames	
F1 Platinum	F2 White
F3 Black	F4 Merle

Installation Time
20 minutes per base, including worksurface

Care & Maintenance Instructions
Wipe with a damp cloth using water or gentle, nonabrasive cleaner. For guaranteed safety, patch test with diluted cleaner before wiping entire surface. Wipe dry with a clean cloth.

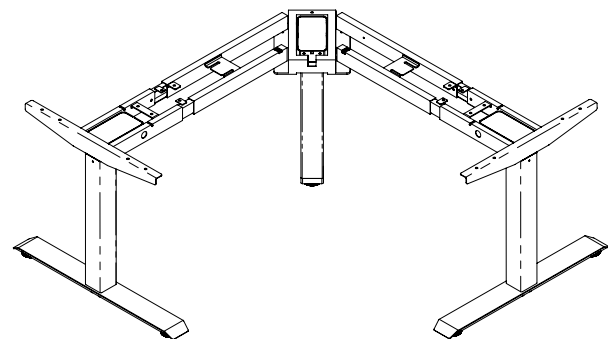
Warranty
10 years, including parts and approved labor.

Certifications
ANSI/BIFMA X5.5-2014
Indoor Advantage Gold™

ACTIV Pro3

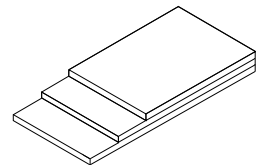


Statement of Line

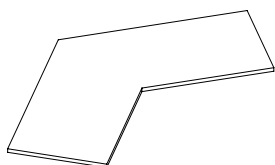


ACTIV-Pro3
3 legs/triple motor
90°/120° configurations

Worksurfaces

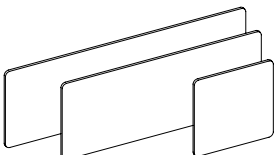


Linear

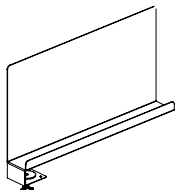


90°/120°

Privacy Screens

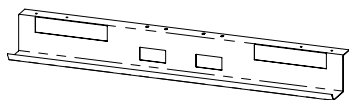


3F Screens

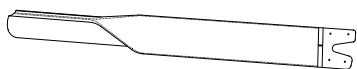


Side Screen

Accessories



Wire Tray



Soft Cable Management

Specifications

ACTIV-Pro/2-Stage Legs

Handset	Push button with 4 programmable settings
Safety	Anti-collision
Foot Length in Inches	22" and 28" available for 24" and 30" deep worksurfaces
Leg Stage	3 stage
Leg Diameter	2.75" x 2.75"
Height Range (excluding top)	23.5" - 49"
Frame Width Expansion	120°: 470mm / 90°: 500mm
Worksurface Widths	Linear: 48", 60", 72" (see pricebook for 90o and 120o sizes)
Worksurface Depths	24" and 30"
Max Lifting Capacity	300 lbs
Gauge of Steel	Inner/Middle tubes: 2mm / Outer tube 2mm
Base Weight Without Top	113 lbs
Speed	38mm/s
Standby Consumption	0.2W
Active Consumption	Max 500W and Max 13.5A
Decibel Rating	50db≤
Total Stroke	650 mm
Power Cord	9' cord length with standard NEMA 3 prong plug
Finishes	Platinum, White, Black and Merle
UL	UL962

Finishes



Worksurfaces

W2.1 Milk White	W2.2 Maple	W2.3 Teak	W2.4 Walnut	W2.5 Arctic White
W2.1 Seagull	W2.2 Ash Wenge	W2.3 Clay Wenge	W2.4 Acacia	W2.5 Graphite Walnut

Frames

F1 Platinum	F2 White
F3 Black	F4 Merle

Installation Time

30 minutes per base, including worksurface

Warranty

10 years, including parts and approved labor.

Care & Maintenance Instructions

Wipe with a damp cloth using water or gentle, nonabrasive cleaner. For guaranteed safety, patch test with diluted cleaner before wiping entire surface. Wipe dry with a clean cloth.

Certifications

ANSI/BIFMA X5.5-2014
Indoor Advantage Gold™

Features – ActivPro/Pro3



Choose 2 or 3 stage legs with T or C foot style



Seamless integration with ILINE




Complete workstations: privacy screens, monitor arms, cable management, storage and seating



Linear, 90° and 120° Worksurfaces



Standard handsets with 4 memory presets

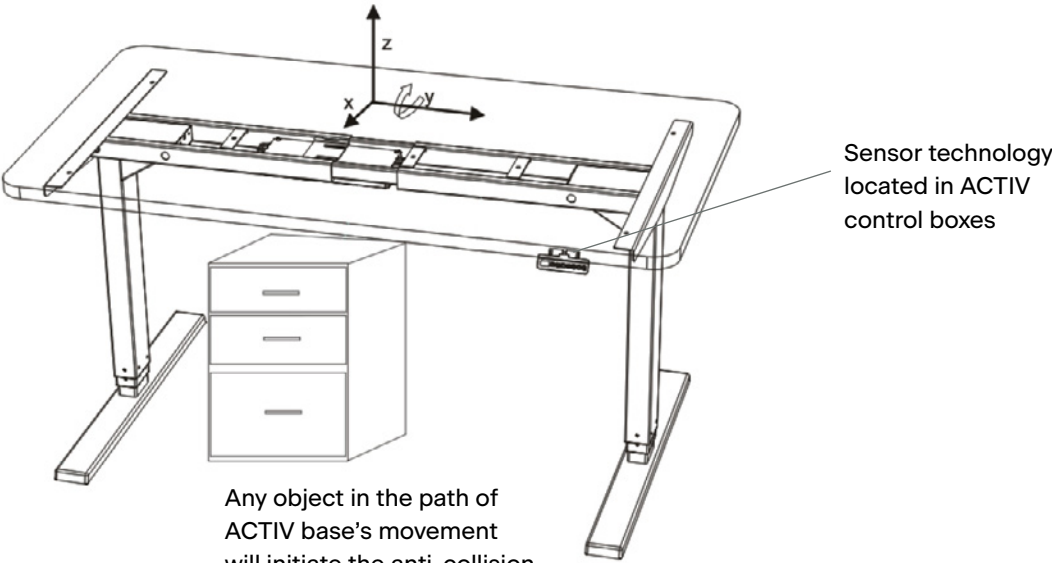
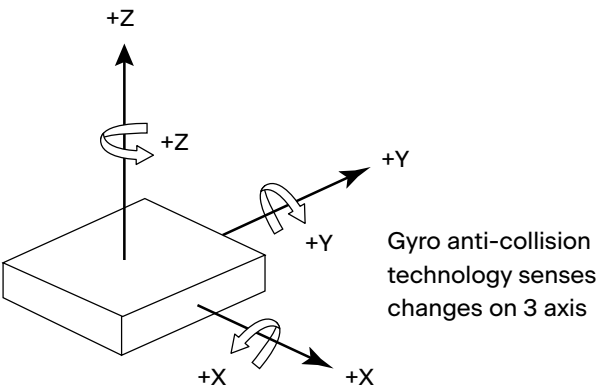


Two foot lengths support 24\"/>

Features – ActivPro

Gyroscope / Anti-Collision Technology

ACTIV bases have built-in gyroscope sensors in their control boxes which can detect angle and speed changes on three axis, triggering the anti-collision safety feature. When activated, bases reverse direction for 2 seconds before stopping. Reaction Time: 50ms-600ms







**Design and export a
customized cut sheet
for ACTIV in our online
3D Design Tool:
amqsolutions.com/activ**

