



ELEVATION^{PLUS}

logiflex

ELEVATION^{PLUS}

Elevation Plus is the ergonomic solution for flexible, comfortable work. It's fast, powerful and silent, with a synchronized multi motor system and collision detection.

Each surface is equipped with an electrical control panel and can be raised or lowered between seated and standing positions in a matter of seconds.

Elevation Plus allows the user to assume the posture they prefer, depending on the task at hand, their energy level or their mood.

The result? A healthier, more productive work environment.



ELEVATION-PLUS-C004

TABLE OF CONTENTS

04 BENEFITS OF A HEIGHT ADJUSTABLE TABLE

06 PRIVATE OFFICE

08 ACCESSIBILITY TO CONNECTIVITY

10 BENCHING

12 WIRE MANAGEMENT

14 FEATURES THAT MAKE A DIFFERENCE

16 ELEVATION VS ELEVATION PLUS

Laminate
Chiffon

Wood
Black Wash

Metal
Black

Upholstery
Momentum Textiles, Millennium, Clean



ELEVATION-PLUS-C002F

Laminate
Asha

Metal
Black

BENEFITS OF A HEIGHT ADJUSTABLE TABLE

POSTURE

Proper worksurface height while sitting or standing promotes good posture and prevents back pain.

PRODUCTIVITY

Many people find that the ability to switch back and forth between sitting and standing work helps them maintain focus and keep their energy up all day long.

HEALTH

Studies have shown that spending a few hours a day in a standing position helps to maintain and improve health, and eliminates some of the health risks linked to sedentary habits.



ELEVATION-PLUS-C001 B



ELEVATION-PLUS-C001



ELEVATION-PLUS-C001D



ELEVATION-PLUS-C001C



ELEVATION-PLUS-C001E

PRIVATE OFFICE

Private office configurations in the Elevation Plus collection include L-shaped layouts and various modesty panel options. Elevation Plus can be used in combination with other Logiflex collections such as Volt, Millennium or Level.

The Volt collection also includes box drawers, file drawers, trash cans and recycling bins as well as cabinets and bookshelves.

Laminate | Wood | Metal | Tackboard Fabric
 Ginger root | Espresso | Satin Nickel | Momentum Textiles, Millennium, Clean



ELEVATION-PLUS-C003

ACCESSIBILITY TO CONNECTIVITY

Laminate | Metal | Glass
 Chiffon | Black | Jet Black Satin Glass



ELEVATION-PLUS-C003D

Connection unit



ELEVATION-PLUS-C003E

Grommets



ELEVATION-PLUS-C003C

Cutout for wires



ELEVATION-PLUS-C003B

Wireless charger



ELEVATION-PLUS-C002E


Laminate
Kali

Metal
Satin Nickel

BENCHING

Specify our height adjustable tables for open-space benching layouts. Acrylic and tackboard dividers are available to manage social distance and privacy. Elevation Plus also provides workstation electrification and wire management solutions.

Knowing that health and safety is the priority, add divider screens. The higher, the wider and the more easily cleaned, the better.



ELEVATION-PLUS-C002B

WIRE MANAGEMENT


1 WIRE MANAGEMENT

Power and networking cables are stored in the laminate power beam for easy management and are accessible via a removable top.



2 FABRIC SLEEVE

Fabric sleeves are used to organize cords under the work surface, preventing tangled wires. Simply fastened with a single screw.



3 CONTROLLER

All Elevation desks include a digital display controller. This panel also offers three programmable memory settings.



ELEVATION-PLUS-C002C

Laminate Kali | Metal Satin Nickel

FEATURES THAT MAKE A DIFFERENCE



CONTROL BOX
Equiped with a 70" or 108" Power cord.

GROMMET
(Optional)

CONTROLLER
The controller can save three programmable height settings. Can be positioned left or right.

CONNECTIVITY UNIT
(Optional)

FABRIC SLEEVE
Can be finished with any fabric available from one of our fabric partners.

MOTORS
Two or three motors, depending on the configuration, will adjust the workstation to the desired height.


FEATURES

- Height from 24.5" to 50"
- Depths of 23" or 29"
- Width from 46" to 70"
- Maximum workstation capacity : 320 lbs
- Maximum workstation capacity with return : 400 lbs

COLLISION PROTECTION

Elevation Plus tables have an integrated anti-collision mechanism. Activated when the surface detects resistance, the movement is stopped and retracted to prevent damage.

MORE THAN 25 COLORS AVAILABLE
[\(See the Colors & Finishes Guide\)](#)



COLORS AVAILABLE
Available in Black and Satin Nickel.

ELEVATION VS ELEVATION PLUS



ELEVATION

ELEVATION PLUS

NUMBER OF MOTORS	1 motor	Table only: 2 motors Table with return: 3 motors
ADJUSTMENT RANGE	27" to 47"	24.5" to 50"
COLLISION DETECTOR	No	Yes
MAXIMUM LOAD	220 lbs	320 lbs (table only) 400 lbs (table with return)
OPERATION SPEED	N/A	1¼" per second
QUICKSHIP	BAS	No
CONTROL PAD	Up / down adjustment control 3 memory settings Digital height display	Up / down adjustment control 3 memory settings Digital height display
DEPTHS	30", 34"	23", 29"
WIDTHS	48" to 72"	46" to 70"
LEG FINISHES	Satin Nickel Black	Satin Nickel Black
L - TABLE	No	Yes
DIVIDER SCREENS	Yes	Yes
MODESTY	Yes	Yes
WIRING MANAGEMENT BELOW THE SURFACE	Metal cable support Laminate channels	Metal cable support Laminate power beam
ELECTRICAL ACCESSORIES FOR SURFACE	Cutout for wiring Grommet Connectivity Modules Qi wireless charger	Cutout for wiring Grommet Connectivity Modules Qi wireless charger
COMPATIBLE ACCESSORIES	Monitor stands CPU holders	Monitor stands CPU holders Organizer tray
WARRANTY	Surface: limited lifetime Base: 5 years Control keyboard: 1 years	Surface: limited lifetime with restrictions Base: 2 years Electronic components: 2 years

As our product line is constantly evolving and expanding, we recommend that you visit logiflex.ca for updates.
En raison de l'évolution constante des lignes de produits, Logiflex vous encourage à consulter les mises à jour au logiflex.ca.

logiflex

1235 St-Roch N., Sherbrooke QC J1N 0H2 Canada
T : 1.877.864.9323 | F : 1.800.474.7830 | logiflex.ca



February 2021